

Grass Pitch Support Workshop

as part of the



Suffolk Grounds Support Programme



Thursday 11th February 2021



**COLLIER®
TURF CARE** **COLLIER®
SPORTS**

'The Grass Guys'

An Introduction

Sally Jarrett

About Us

Collier Turf Care is a privately owned supplier to the sports and amenity market. We are known for high quality products, expert advice and professional services.

Our Customers

Our customers include golf clubs, bowls & cricket clubs, football & rugby clubs, private schools, local authorities, National Trust Estates and large private gardens.

Key Suppliers

ICL, Aquatrols, Barclay, Barenbrug, Vitax, Prestige, CMW and Harrod Sport. Within these, we stock brands such as Gallup, Barenbrug Sport, Roundup and many others.



'The Grass Guys'

What We Offer Our Customers

Full range of high quality turf care products and sports equipment

Trained in house technical sales staff

Manufacturer technical support staff

Wide range of quality "branded" products from the leading companies in our industry

Agronomist technical support, BASIS qualified pesticide and FACTS qualified fertiliser advice

Regular technical visits incorporating course walks or site inspections where required

COSHH safety data sheets and legislation updates

Soil, tissue and water testing

Pest, weed and disease identification

Bespoke annual nutritional input programmes

Specialist training for your staff (by arrangement)

Educational seminars and turf talks

Effective delivery service- using either own transport or carriers

Fully insured public, products and employers liability

Fixed pricing, discounts and invoice terms

On-line trade accounts

Contract spraying supply and apply services


Excellent customer service

New This Year



'The Grass Guys'

Wall Charts



For Existing Customers	For New Customers
FREE - contact your local area representative	£10.00 each + VAT & delivery, or FREE if a credit account is opened

'The Grass Guys'

Sally Jarrett | Sales Development Executive

Office: 01328 700600

Mobile: 07972 913592

Email: sally@collier-turf-care.co.uk



Sports&Turf 

Sports&Turf - Features and Benefits at a Glance

Features	Benefits
90% total sand 50% V Coarse to Medium sand	<ul style="list-style-type: none">• Free draining• Easy to apply
Sub Angular Sand	<ul style="list-style-type: none">• Open free draining• Less likely to cap
BS3882:2015 compliant topsoil	<ul style="list-style-type: none">• Promotes and sustains growth<ul style="list-style-type: none">• Nutrient retentive• Assists seed establishment
STRI Analysed	<ul style="list-style-type: none">• Proven results
Saturated Hydraulic Conductivity Average 10mm/hr	<ul style="list-style-type: none">• Performs in line with a Soil Based Pitch standard• Assuming there is a good structure and a maintenance plan



Case Studies

Huntingdon Town Rowdies Youth FC: Groundsman Russell Yezek *“It was easy to apply and blended in very well. I would certainly recommend it to anyone who looks after pitches.”*

Peterborough United Training Ground: Head Groundsman Rob Bradshaw:

“Having researched British Sugar TOPSOIL’s new [Sports&Turf](#) blend of 80% sand 20% soil I felt this was the best source of rootzone for me. We purchased as a club 90 tonnes for our grids and U18 surface and I feel with the trials that have been undertaken we have a product that is affordable and great value for money.

“The TOPSOIL team are extremely helpful and very understanding of what we as a club wanted. It takes a lot of hard work and dedication to achieve great results on the playing surface. Their expert advice, along with an excellent product, has helped us achieve remarkable results.”




Our Sales Manager are GMA Level 2 Winter Pitch qualified

To find out more about British Sugar TOPSOIL

To arrange a visit or for more information on TOPSOIL products call 0870 240 2314
or visit our web site www.bstopsoil.co.uk

 @Topsoil_BS



**GROUNDS
MANAGEMENT
ASSOCIATION**

Corporate Plus



A THRIVING LOCAL GAME



Sports&Turf



**GROUNDS
MANAGEMENT
ASSOCIATION**

COVID - 19



Important Messages

- Please ensure that you always follow the current government guidelines:
<https://www.gov.uk/coronavirus>
- For further support and advice then please visit our website and dedicated COVID page:
<https://www.thegma.org.uk/covid-19-0>
- The above information is valid on the date of this presentation – 11th February 2021

Making sport possible

Section 1

PitchPower How it works?





TOGETHER FOR FOOTBALL

The PitchPower App



Welcome to PitchPower

The app that helps you inspect your football pitches and access support to get them match-fit.

CREATE AN ACCOUNT

Already have an account? [Login](#)

← [Create an account](#)

Login

Email address

Password

LOGIN

[FORGOTTEN YOUR PASSWORD?](#)

- Entry point to Pitch Improvement Programme
- Quicker turnaround for reports and advice
- Integrated database for mapping quality of pitches
 - User testing and submission

1. Set up your PitchPower account

Complete from the comfort of your own home

- Using your mobile, sign up [here](#)
- Find your **organisation** from the dropdown list
- Locate the **ground(s)** you maintain
- **Add all the pitches** you maintain at the ground(s)
- To get ahead, have to hand:
- Details of the maintenance equipment you currently use
 - Your annual budget for maintenance/renovation
 - List of standard maintenance activities you carry out
 - Info on training courses you've completed
 - Pitch cancellations/usage info



Once you've signed up, you can add the shortcut to your mobile phone homescreen from the 'settings' section. This will give you access to your PitchPower account at the touch of a button.

2. Carry out your pitch inspection

Top Tip - We recommend you complete all of Step 1 and read our [FAQs](#) before going out onto the pitch.

- Head **out to the pitch**. Make sure you have a spade or a soil sampler, a tape measure and a camera phone with you.
- Using your phone, go to [PitchPower](#) and sign in to **complete a pitch inspection**
- Complete an inspection for **the pitches you maintain at your ground**. If you have up to 6, you need need to complete an inspection for each.



3. Submit your info and receive your report

TOP TIP - More than one of you can complete pitch inspections at the same ground. To do this, just get them to create their own PitchPower account and make sure they choose the same Organisation as you.

- Submit your **completed inspection** before the window deadline
- The Grounds Management Association (GMA) will review the information and **assess the quality** of your pitches
- You will receive an **assessment report** within 21 days
- This will provide **practical recommendations** for how you can improve the quality of your grass pitches. For example, applying for funding or taking a training course.



ASSESSMENT REPORT

ST ANDREWS SPORTS CLUB

Site ID: 6011503

This report has been compiled by the Grounds Management Association for **St Andrews F.C. - ST ANDREWS SPORTS CLUB** and **Leicestershire & Rutland FA** to see how support can be offered in improving the standard of football pitches and level of maintenance across the area.

Three submission windows:

- *September - October*
- *November – March*
- *April – June*
- *Your inspection needs to be submitted before the window closes, so aim to do it as early as you can. The first submission deadline is Saturday 31 October.*
- *There must be four weeks between submissions.*

PitchPower works best on mobile. If you need to do it on your desktop, please make sure you use a compatible web browser such as Google Chrome, and not Internet Explorer.

Low signal or prefer to use pen and paper? You can find print-friendly versions of our FAQs and the data you'll need to enter into PitchPower.

Please note: You will still need to input the data into PitchPower after completing the data entry sheets.

PitchPower – FAQs – Inspection Process

<C:\Users\PJeggo\Downloads\PitchPower-FAQs.pdf>

<https://www.youtube.com/playlist?list=PLmOyV2YMgDtl3VMMHztIGKoXYVOXh3sl8>

PitchPower's a key part of our ambition to transform the quality of England's grass pitches - meaning more people will be able to play better games.



Section 2

Ongoing Pitch Maintenance Tasks

Making sport possible



If the ground is too wet, thawing or frozen you will create more problems by going on it

- Best thing to do is keep off pitches if waterlogged
- Avoid trying to Aerate in wet conditions as this can lead to further compaction and soil smearing
- Be pro-active rather than reactive
- Where water table high – keep drains and ditches maintained if possible
- Implication of nutrient leaching - Soil analysis
- Avoid over-rolling of pitches
- Pitch surface levels

Frozen Pitches:

<https://twitter.com/i/status/1348283707187191813>



1 - Mowing Regimes:

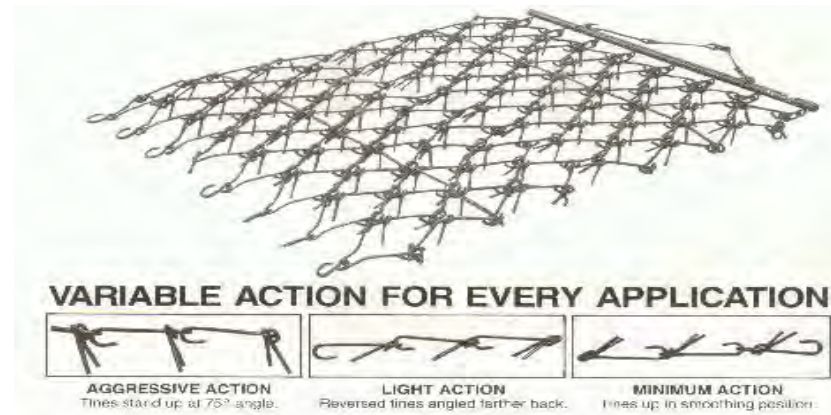
What Height/How often?

- Between 30mm-40mm is an appropriate height
- Important to alter direction of mowing each time you cut
- Never remove more than 30% or 1/3rd in one cut
- This will help to reduce plant stress
- An increased height of cut will encourage longer stronger rooting.
- Cutting to short will weaken turf and reduce shoot growth slowing establishment



2 – Brushing/Surface Grooming:

- Preparing/restoring pitch surfaces
- Dew removal
- Disperse earthworm casts
- To stand up any existing sward and provide airflow around the base of the plant
- Surface aeration
- Thatch control



3 - Aeration: Slitting/Deep Vertical/Linear???

- Carrying out aeration or decompaction works, will help the surface drainage but only if ground conditions are suitable.
- An open, dry soil structure will warm more quickly in the spring promoting root extension and will enhance the percolation of irrigation/rainfall water during drought summers.
- Hand forking of goalmouths and centre circles on football pitches can help retain ground cover in these well-worn areas through the playing season.
- Be aware that increased aeration will encourage grass growth. If you can do this early in the process it will aid the extension of roots and the benefits this will give in respect to improvement of soil structure.
- If I can do this, how will it help the soil? It will increase infiltration rates; roots will be able to explore more of the soil profile and this will help produce a surface which can better withstand wear and tear when play starts up again.



4 - Fertilizers:

- Fertilisation is necessary in order to maintain the sort of relatively dense and resilient turf needed once cutting becomes more frequent, and if clippings are being removed. Apply nutrients as required based on signs of nutrient deficiency.
- Keep an eye out for yellowing/reddening leaves, red thread disease and other indicators of nutrient stress and apply fertiliser as necessary. Always apply fertilisers in accordance with the product label.

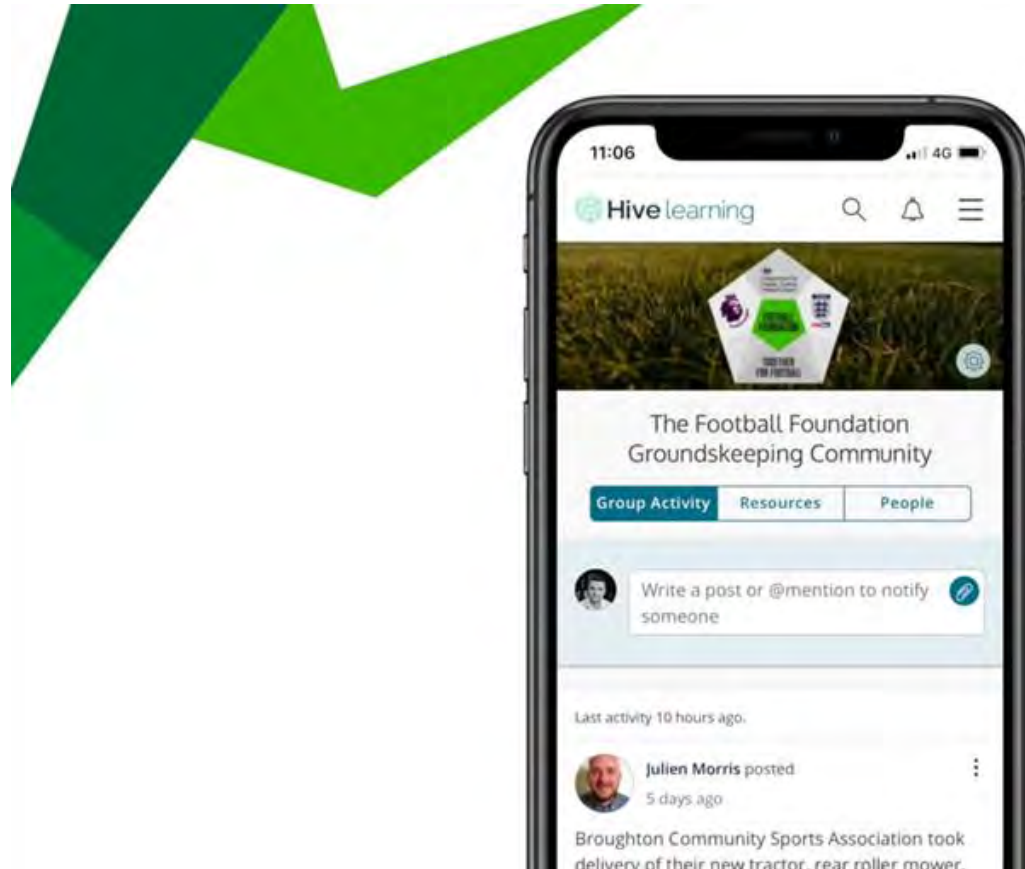


Section 3

Useful Information & Guidance

Making sport possible





Introduction of an online community for advice and best practice tips from GMA Pitch Advisors and professional grounds keepers.

- 2200+ users
- RPA interaction
- Monthly Maintenance Essentials
- Pitch layout and dimensions guidance
 - Funding signposting
- Materials and equipment information
 - Interactive forum

GROUNDS MANAGEMENT TOOLKIT



TOOLKIT

Grounds Management Association

Essentials Your Sport Knowledge Base 10° Edgware

THE ESSENTIAL GUIDE TO FOOTBALL GROUNDS MAINTENANCE

Resources developed in partnership with the FA

LATEST VIDEOS

[View All Videos](#)

Mission of Grounds Management Toolkit

- Support volunteers maintaining football, cricket, rugby league and rugby union pitches.
- Consolidates information from the Sport England 'Groundsmanship' website
- Videos and easy-to-digest seasonal maintenance guides.

Level 1 modules allow you to gain an awareness and general understanding of the tasks involved in maintaining playing surfaces

- **Is this training suitable for me?**
 - Ideal for the volunteer or new employee, develop your skills with an industry expert and the latest best practices.
- **What is the cost of the course?**
 - The price of the course is £25
- **What can I do after this course?**
 - Continue to expand and develop your knowledge by enrolling on and completing the Level 2 course, as well as exploring our range of full online qualifications.

What will you learn?

- Pitch and player requirements
- Introduction to Performance Quality Standards
- Maintenance activities
- Maintenance activities (Equipment and Machinery)

- Types of equipment and machinery
- Equipment and machinery settings
- Safe use of equipment and machinery
- Safe use and storage (Materials)

- Storage and safe disposal
- Types of material
- Application and effects of incorrect use

Level 2 will allow you to understand how technical aspects of turf maintenance can influence overall pitch quality, helping to create a suitable annual maintenance schedule for your pitch.

Is this training suitable for me?

Ideal for the volunteer or new employee, develop your skills online and learn about the importance of preparing a playing surface with the implementation of an annual maintenance plan

What is the cost of the level 2 course?

- Member price of the course is £75 incl. VAT
 - Non – member price £105 incl. VAT

What will you learn?

- The performance requirements of a playing surface;
- How to monitor the quality of a surface;
- How different maintenance activities might influence pitch playability;
- The responsibilities of operatives and organisations;
- The purpose of risk assessments;
- Different soil types;
- Basic drainage design;
- How to identify turf grasses in general;
- General control methods for undesirable organisms;
- The use of annual work schedules; and
- How to create an annual work schedule.

This specific course will allow you to understand how technical aspects of turf maintenance and management can influence overall pitch quality, helping to create a suitable annual maintenance programme for your facility with the emphasis on carrying capacity.

Is this training suitable for me?

This online option will suit those experienced volunteers and professionals that do not have time to travel and attend a course. You will learn about applying information gathered from playing surfaces and the importance of implementing of a detailed annual maintenance programme.

How much does it cost?

Member Price £110.00 (Incl. VAT)

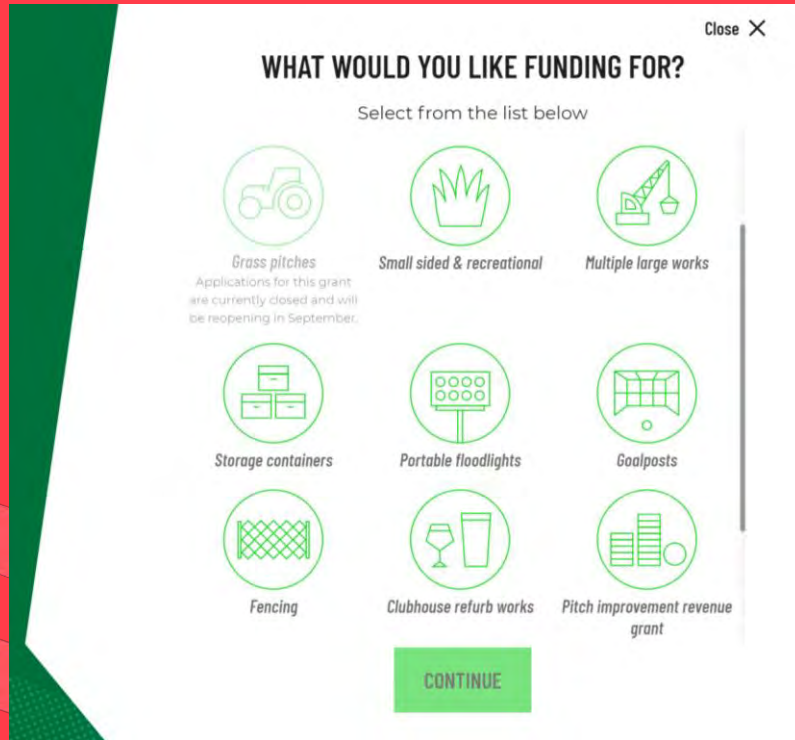
Non Member Price £150.00 (Incl. VAT)

What does the course content cover?

- What is meant by the term 'carrying capacity'
- The influence of drainage, soil type and compaction on carrying capacity
- Soil nutrient testing and what this might mean for your pitch
- Grass cultivars and selection and evaluation
- Controlling undesirable organisms and Integrated Pest Management
- Health and safety systems
- Planning a work programme
- Managing a surface to optimise carrying capacity.

Making sport possible

Signposting



- Suffolk CFA & Pitch Partners: www.suffolkfa.com/leagues-and-clubs/pitches-and-facilities
- The GMA: www.thegma.org.uk
- Hive Learning: <https://footballfoundation.hivelearning.com/home>
- Grounds Management Toolkit: <https://resources.thegma.org.uk>
- Football Foundation: <https://footballfoundation.org.uk>
- PitchPower: <https://pitchpower.org.uk>

GMA is the leading not-for-profit membership organization that supports and celebrates all grounds professionals and volunteers



THANK YOU

[Phil Jeggo](#)

pjeggo@thegma.org.uk

[07934 299825](tel:07934299825)

gma@thegma.org.uk



GROUNDS
MANAGEMENT
ASSOCIATION

Funding and support from partners



'FA's ambition to create 5,000 additional good quality pitches by 2024'

- Investment channelled through the Football Foundation
- GMA (advisory service) will make recommendations from Pitch Power / PIP reports
- The RPA report must evidence need for an application

Capital Investment

- Maintenance machinery & equipment
- Drainage
- Irrigation
- Fencing, Goalposts, Portable floodlights, Storage containers

Football Foundation Single Fund (or FSIF or NLS clubs)

Open application process (PIP report needed)

Two like-for-like quotations

Football Foundation will fund up to 75% of total project cost

Application up to £25,000

NLS teams must apply to FSIF pot





Revenue Investment

- Maintenance contractor services (slitting, aeration etc.)
- Maintenance materials (seed, fertilisers etc.)

Football Foundation Grass Pitch Maintenance Fund

RELAUNCHING SOON

Six-year, long-term, grants

Grants tapered down over the six-year (100% grant in Y1&2; 66% Y3&4 and 33% Y5&6)

Previously just poor/basic but now also to sustain good quality pitches

	Enhance	SUSTAIN
PQS	Basic or Poor	Good or Above
11 v 11	£2,500 per pitch	£750 per pitch
9 v 9	£2,000 per pitch	£500 per pitch
Mini Soccer	£1,500	£300

ANY

QUESTIONS?

